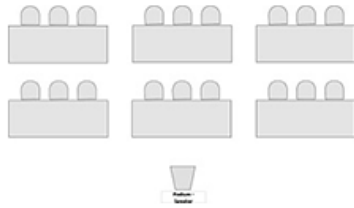


Room Set Up Options

FSW has a variety of reservable spaces. Tiered seating in specific auditoriums and some classrooms are preset and may not be suitable for reconfiguring of space. For open spaces, the following styles may be configured to meet your event needs:


Classroom Style Set Up

Classroom style is ideal for teaching events, or other meetings where participants will be writing. This setup consists of 6-foot or 8-foot tables with up to 3 or 4 chairs facing a panel table or podium at the front.




Audience Style Set Up

Auditorium style is ideal for lectures, presentations, and group meetings of any size that do not require extensive note-taking. It consists of chairs in rows facing a panel table or podium at the front of the room.



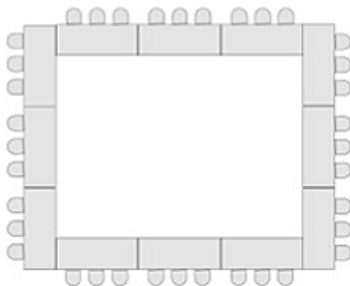
Banquet Style Set Up

Banquet style is the most common setup for events serving meals, or round table discussions. 60" round tables can seat eight chairs around each table.



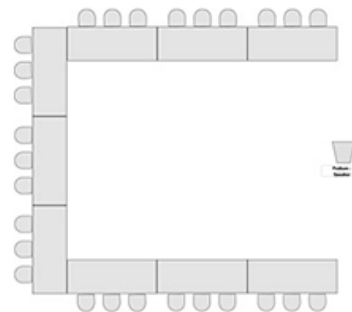
Open Square Set Up

Appropriate for groups fewer than 40 where there is a group leader or panel seated at the head of the set up.



U-Shape Set Up

A U-shape setup will help facilitate discussion with participants facing each other, but with one end open, U-shape setup is ideal for seminars and group meetings with presentations.



Conference Table Set Up

For small to large groups, conference room style consists of 6-foot tables arranged in a rectangle with chairs around the outside. This setup facilitates discussion and is ideal for group meetings and discussion sessions..

